

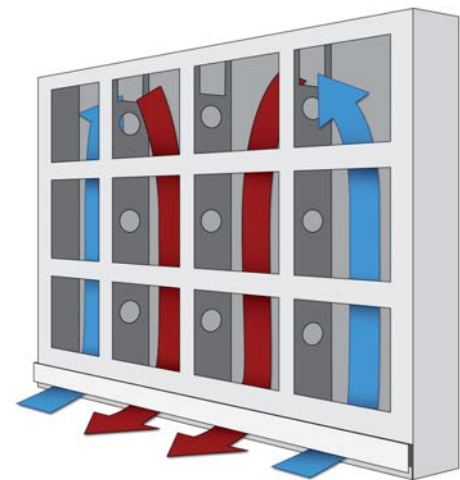
Watchfire cabinets are designed to minimize heat and provide durable protection from the elements. The rear side of our cabinet features mill-finish aluminum. Contact your Watchfire representative if a painted finish is required.

VENTILATION DESIGNS

Improperly ventilated signs risk overheating, which will affect the life and operation of the sign.

Front-vent Cabinets (Price Watcher Included)

Watchfire front-vent cabinets and Price Watcher models draw air in through vents on the lower edge of the cabinet. Patented multi-chamber cooling provides built-in fans to ensure brighter, longer lasting LEDs with no need for additional wiring or fan kits.



DO NOT BLOCK the air intake, exhaust or LED modules located on the front face with any part of the metal cabinet or coverings.

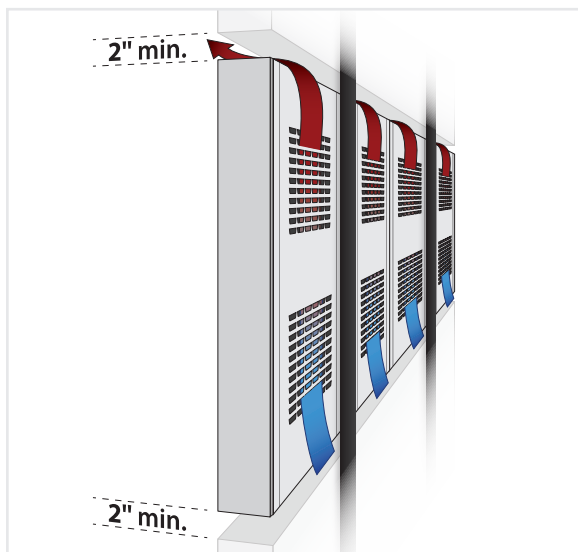
Rear-vent Cabinets

Watchfire rear-vent cabinets draw air in through a vent at the bottom of the cabinet's rear side, and use cooling fans located inside the top of the cabinet to draw cool air up.

Ventilation must be completely unobstructed by mesh or louvers. To conceal a gap, calculate the open air portion of the concealment material and (for each cabinet) allow 24 (or more) square inches of total air intake and 24 (or more) square inches of total air exhaust per foot of cabinet length.

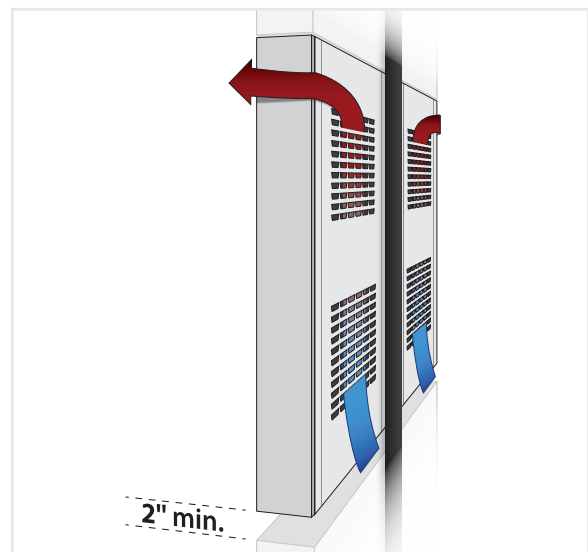
Optimal Ventilation

For signs 16' in length or longer OR signs with multiple pole installation – allow a minimum 2" gap above and below the LED cabinet. Although ends may be sealed, it is best to use a loose mesh material or leave area open to allow for maximum airflow.



Alternate Ventilation (Single Pole)

For signs up to 16' in length installed on a single pole – allow a minimum 2" gap below the LED cabinet for optimal ventilation. **DO NOT SEAL ENDS** if no gap exists above the cabinet.



DO NOT RESTRICT AIRFLOW on the cabinet's rear side. A minimum 2" gap per face behind each cabinet is necessary. For wall-mounted rear-vent cabinets, airflow must be unobstructed from top to bottom, in addition to leaving a minimum 3" gap between the sign and wall.